



City Manager Report

The City of OKLAHOMA CITY

NO:

DATE: September 01, 2020

TO: THE MAYOR AND MEMBERS OF THE CITY COUNCIL

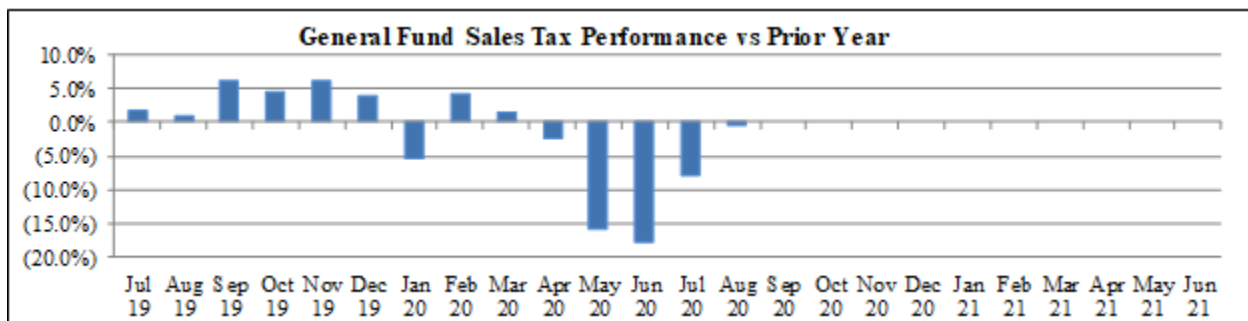
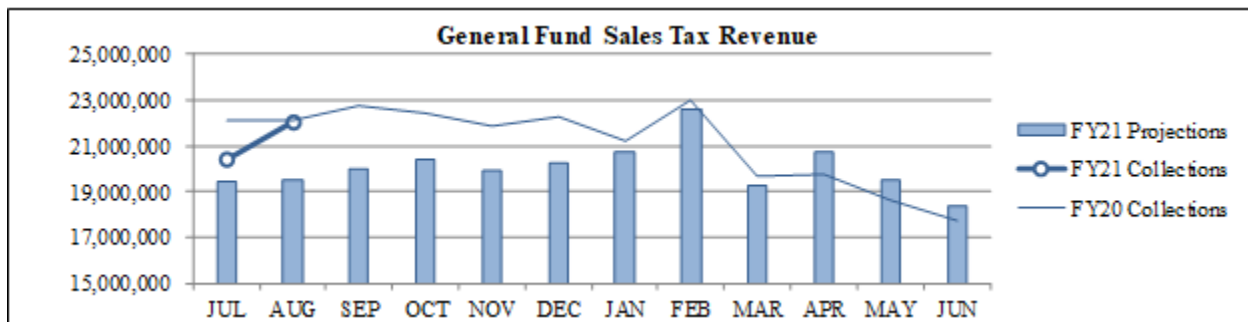
SUBJECT: August 2020 Sales and Use Tax Collections

The majority of the August remittance includes actual collections for the second half of June and estimated collections for the first half of July. Combined sales and use taxes for the General Fund are \$4,926,797 or 10.1% above projections for the year.

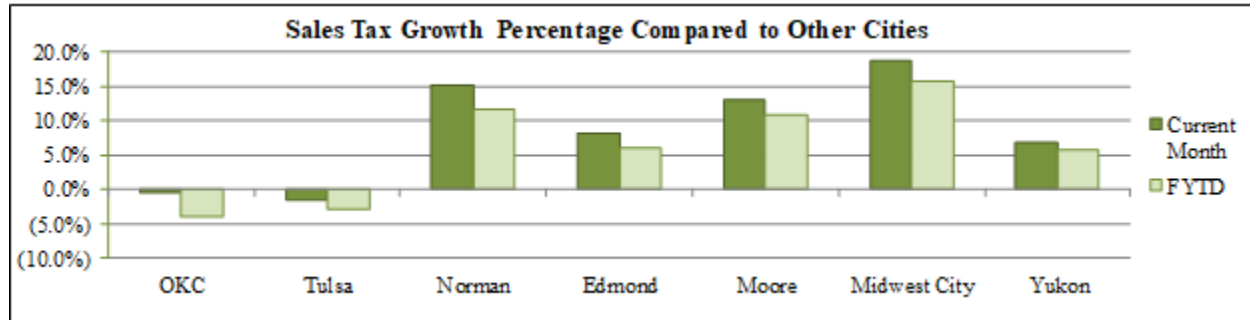
General Fund Sales Tax

SALES TAX PERFORMANCE <i>(vs Projection)</i>			
Aug FY21	Projection	\$ Diff	% Change
22,043,017	19,477,389	2,565,628	13.2%
YTD FY21	YTD Proj	\$ Diff	% Change
42,445,562	38,942,880	3,502,682	9.0%

SALES TAX PERFORMANCE <i>(vs Prior Year)</i>			
Aug FY21	Aug FY20	\$ Diff	% Change
22,043,017	22,133,396	(90,379)	(0.4%)
YTD FY21	YTD FY20	\$ Diff	% Change
42,445,562	44,253,273	(1,807,711)	(4.1%)

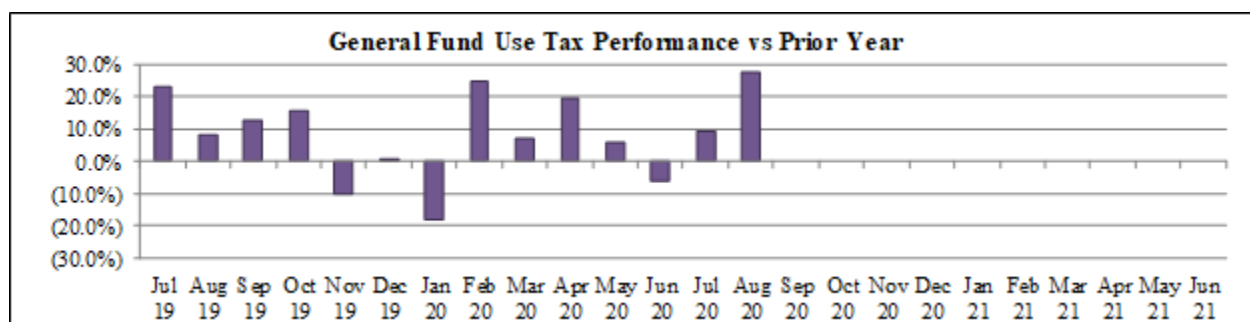
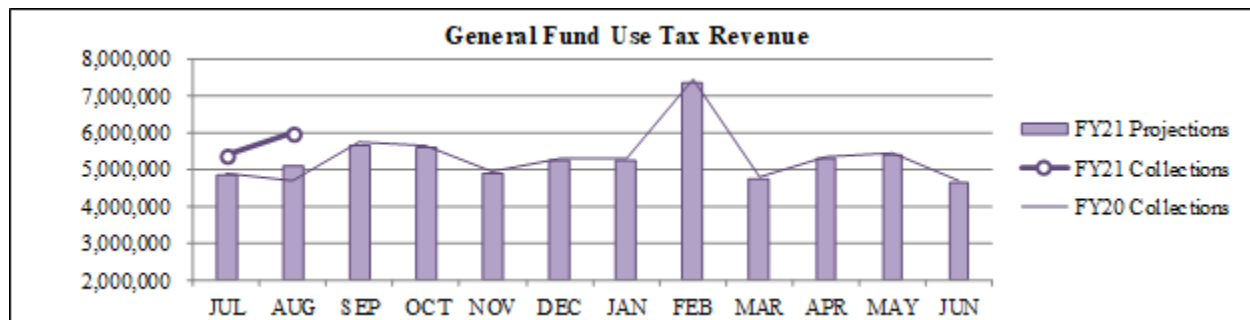


Sales Tax Comparison to Other Cities



General Fund Use Tax

USE TAX PERFORMANCE <i>(vs Projection)</i>				USE TAX PERFORMANCE <i>(vs Prior Year)</i>			
Aug FY21	Projection	\$ Diff	% Change	Aug FY21	Aug FY20	\$ Diff	% Change
5,962,979	5,063,277	899,702	17.8%	5,962,979	5,119,099	843,880	16.5%
YTD FY21	YTD Proj	\$ Diff	% Change	YTD FY21	YTD FY20	\$ Diff	% Change
11,338,894	9,914,779	1,424,115	14.4%	11,338,894	10,024,089	1,314,805	13.1%



Staff is available should you have questions or require additional information.

Craig Freeman
City Manager