



City Manager Report

The City of OKLAHOMA CITY

NO: 1523

DATE: MAY 20, 2020

TO: THE MAYOR AND MEMBERS OF THE CITY COUNCIL

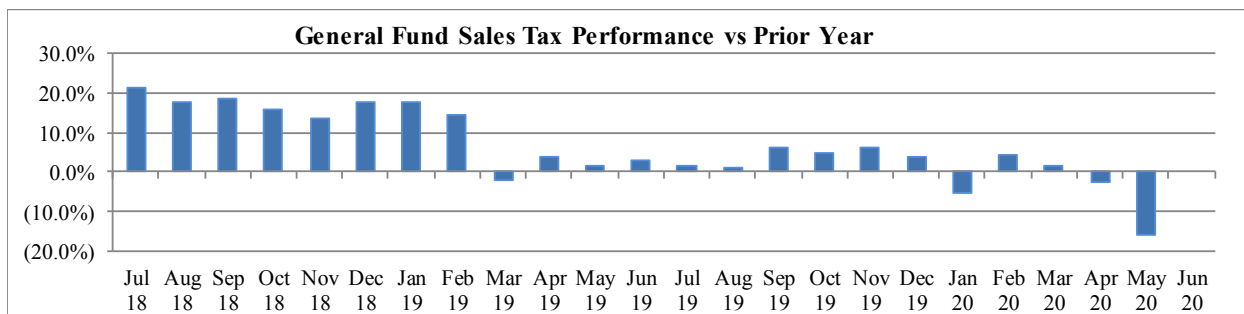
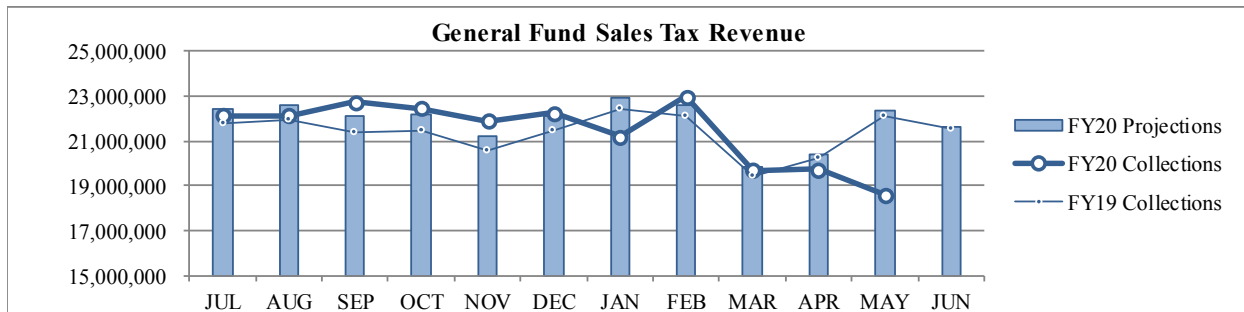
SUBJECT: MAY 2020 SALES AND USE TAX COLLECTIONS

The majority of the May remittance includes actual collections for the second half of March and estimated collections for the first half of April. Combined sales and use taxes for the General Fund are \$3,409,810 or 1.1% below projections for the year.

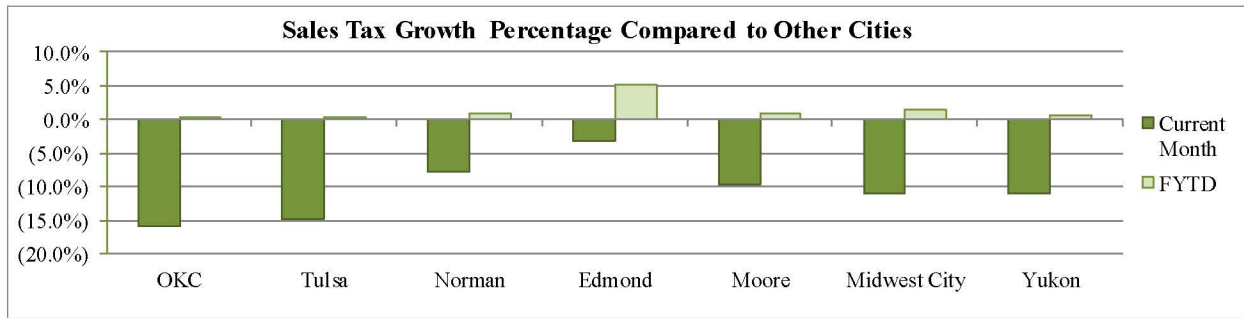
General Fund Sales Tax

SALES TAX PERFORMANCE (vs Projection)			
May 20	Projection	\$ Diff	% Change
18,577,678	22,326,771	(3,749,093)	(16.8%)
YTD FY20	YTD Proj	\$ Diff	% Change
235,718,044	240,665,303	(4,947,259)	(2.1%)

SALES TAX PERFORMANCE (vs Prior Year)			
May 20	May 19	\$ Diff	% Change
18,577,678	22,103,538	(3,525,860)	(16.0%)
YTD FY20	YTD FY19	\$ Diff	% Change
235,718,044	234,716,571	1,001,473	0.4%

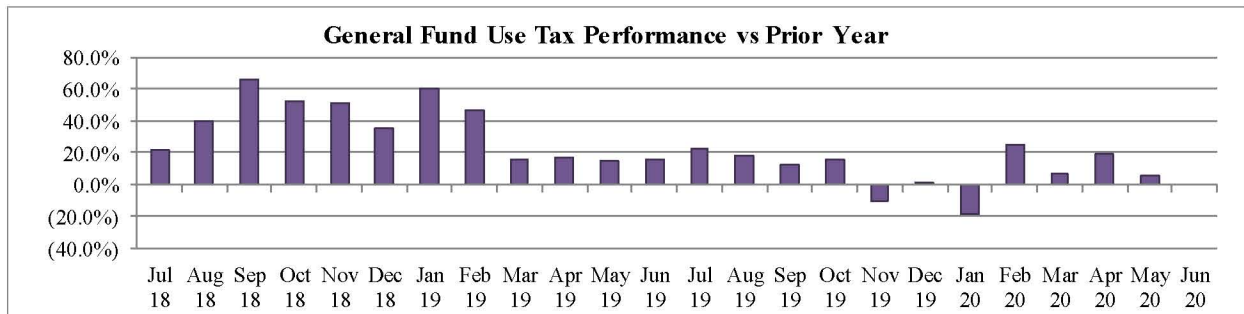
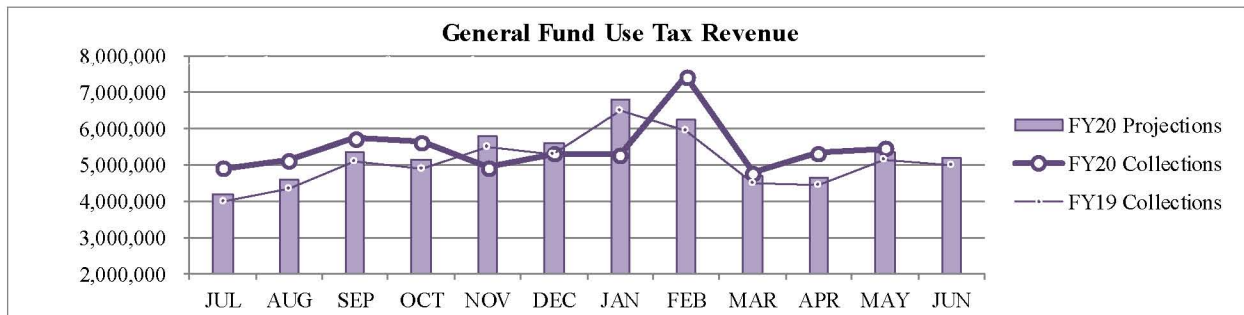


Sales Tax Comparison to Other Cities



General Fund Use Tax

USE TAX PERFORMANCE <i>(vs Projection)</i>				USE TAX PERFORMANCE <i>(vs Prior Year)</i>			
May 20	Projection	\$ Diff	% Change	May 20	May 19	\$ Diff	% Change
5,439,089	5,329,647	109,442	2.1%	5,439,089	5,124,661	314,428	6.1%
YTD FY20	YTD Proj	\$ Diff	% Change	YTD FY20	YTD FY19	\$ Diff	% Change
59,844,045	58,306,597	1,537,448	2.6%	59,844,045	55,483,060	4,360,985	7.9%



Staff is available should you have questions or require additional information.

Craig Freeman
City Manager