



# City Manager Report

## The City of OKLAHOMA CITY

**NO:** 1490

**DATE:** MARCH 17, 2020

**TO:** THE MAYOR AND MEMBERS OF THE CITY COUNCIL

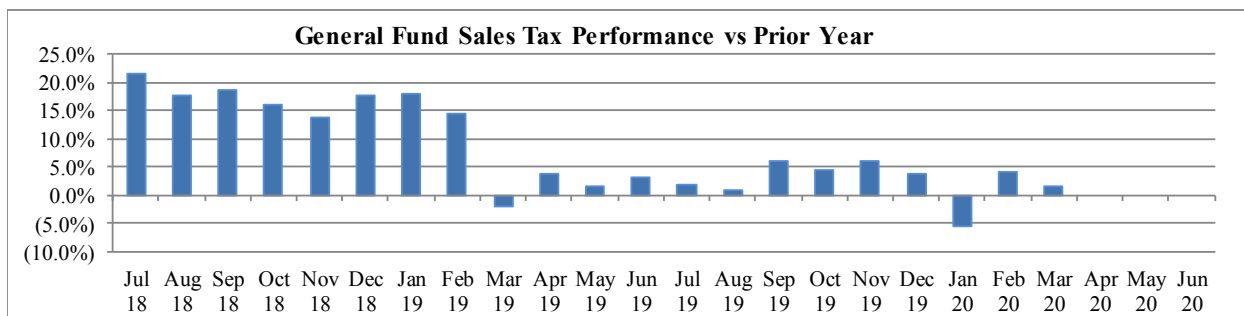
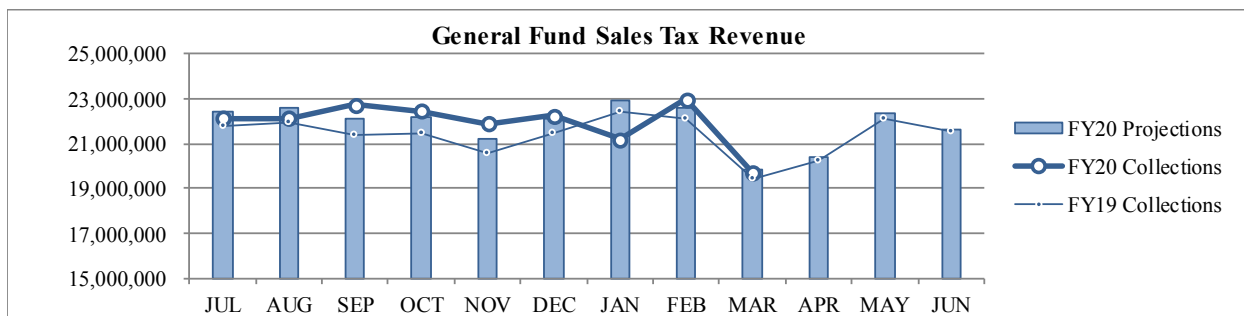
**SUBJECT:** MARCH 2020 SALES AND USE TAX COLLECTIONS

The majority of the March remittance includes actual collections for the second half of January and estimated collections for the first half of February. Combined sales and use taxes for the General Fund are \$216,734 or 0.1% above projections for the year. The quarter cent increase to the General Fund on January 1, 2018 began impacting collections in March 2018 and continued to affect year-to-year comparisons through February 2019.

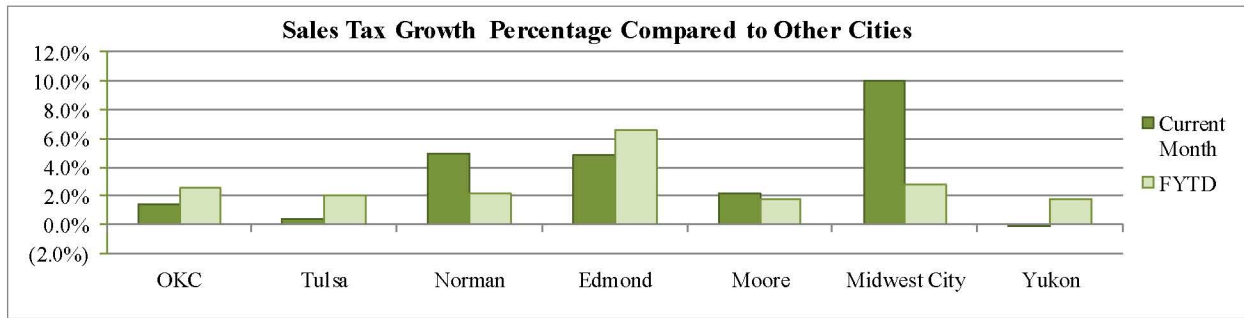
### General Fund Sales Tax

SALES TAX PERFORMANCE (vs Projection)			
Mar 20	Projection	\$ Diff	% Change
19,675,849	19,826,154	(150,305)	(0.8%)
YTD FY20	YTD Proj	\$ Diff	% Change
197,408,976	197,919,234	(510,258)	(0.3%)

SALES TAX PERFORMANCE (vs Prior Year)			
Mar 20	Mar 19	\$ Diff	% Change
19,675,849	19,394,083	281,766	1.5%
YTD FY20	YTD FY19	\$ Diff	% Change
197,408,976	192,395,907	5,013,070	2.6%

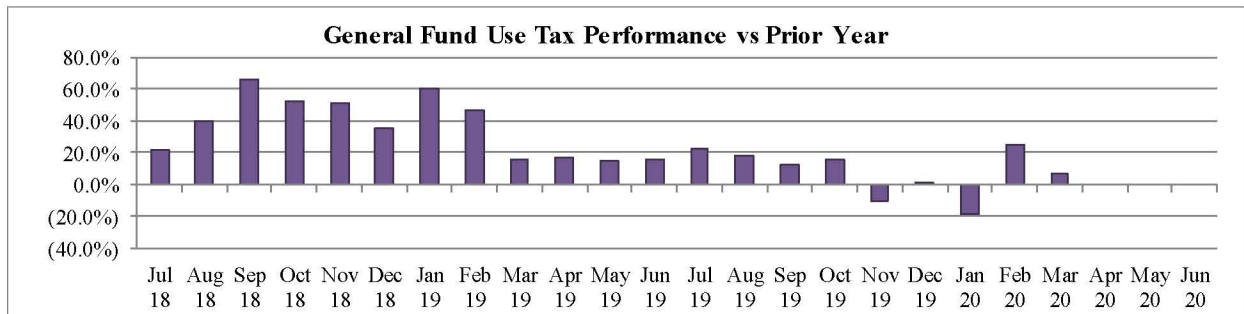
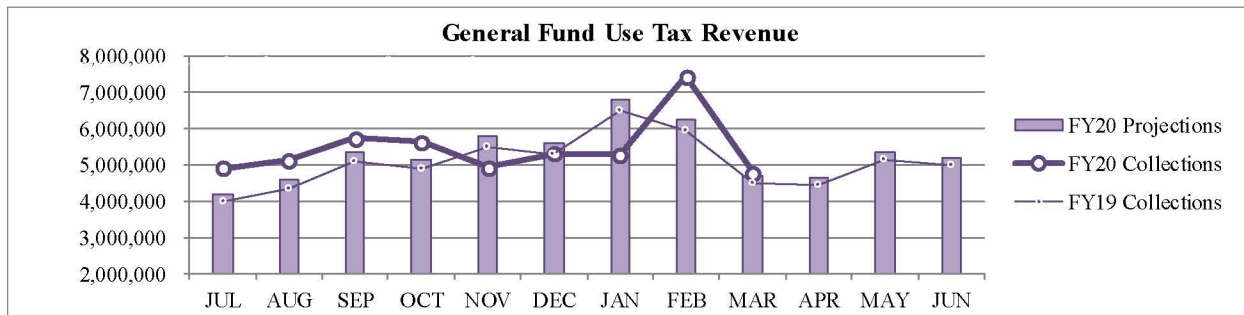


## Sales Tax Comparison to Other Cities



## General Fund Use Tax

USE TAX PERFORMANCE (vs Projection)				USE TAX PERFORMANCE (vs Prior Year)			
Mar 20	Projection	\$ Diff	% Change	Mar 20	Mar 19	\$ Diff	% Change
4,780,531	4,697,871	82,660	1.8%	4,780,531	4,474,163	306,368	6.8%
YTD FY20	YTD Proj	\$ Diff	% Change	YTD FY20	YTD FY19	\$ Diff	% Change
49,074,558	48,347,566	726,992	1.5%	49,074,558	45,907,069	3,167,489	6.9%



Staff is available should you have questions or require additional information.

*C. Freeman*

Craig Freeman  
City Manager