



# City Manager Report

## The City of OKLAHOMA CITY

**NO: 1478**

**DATE: FEBRUARY 18, 2020**

**TO: THE MAYOR AND MEMBERS OF THE CITY COUNCIL**

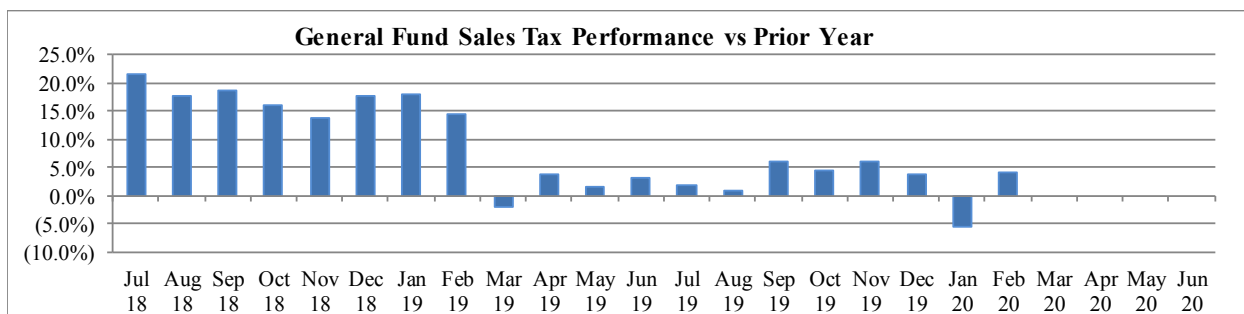
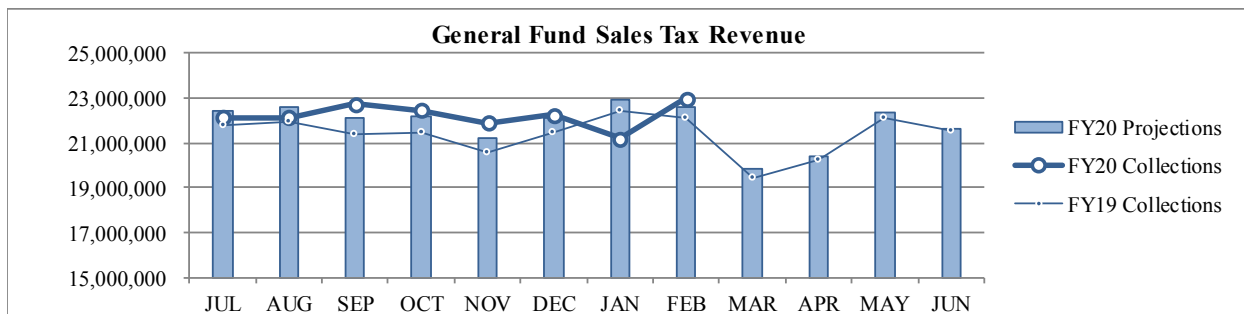
**SUBJECT: FEBRUARY 2020 SALES AND USE TAX COLLECTIONS**

The majority of the February remittance includes actual collections for the second half of December and estimated collections for the first half of January. Combined sales and use taxes for the General Fund are \$284,380 or 0.1% above projections for the year. The quarter cent increase to the General Fund on January 1, 2018 began impacting collections in March 2018 and continued to affect year-to-year comparisons through February 2019.

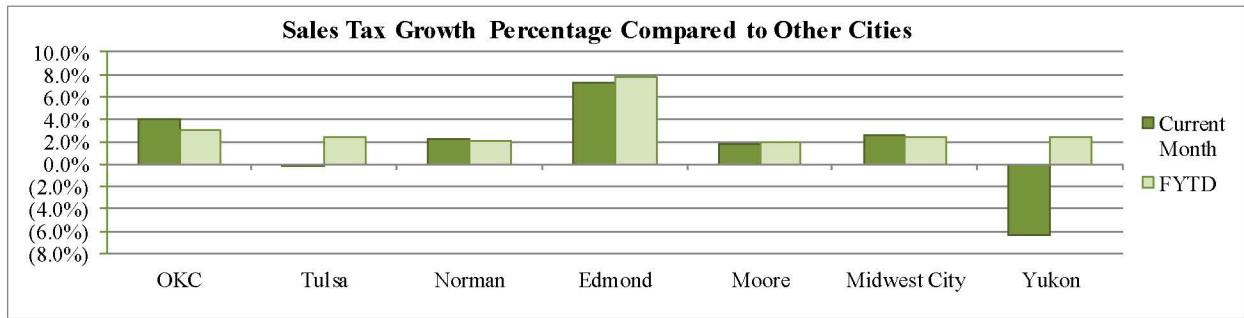
### General Fund Sales Tax

SALES TAX PERFORMANCE <i>(vs Projection)</i>			
Feb 20	Projection	\$ Diff	% Change
23,021,179	22,551,795	469,384	2.1%
YTD FY20	YTD Proj	\$ Diff	% Change
177,733,128	178,093,080	(359,952)	(0.2%)

SALES TAX PERFORMANCE <i>(vs Prior Year)</i>			
Feb 20	Feb 19	\$ Diff	% Change
23,021,179	22,066,336	954,843	4.3%
YTD FY20	YTD FY19	\$ Diff	% Change
177,733,128	173,001,824	4,731,304	2.7%

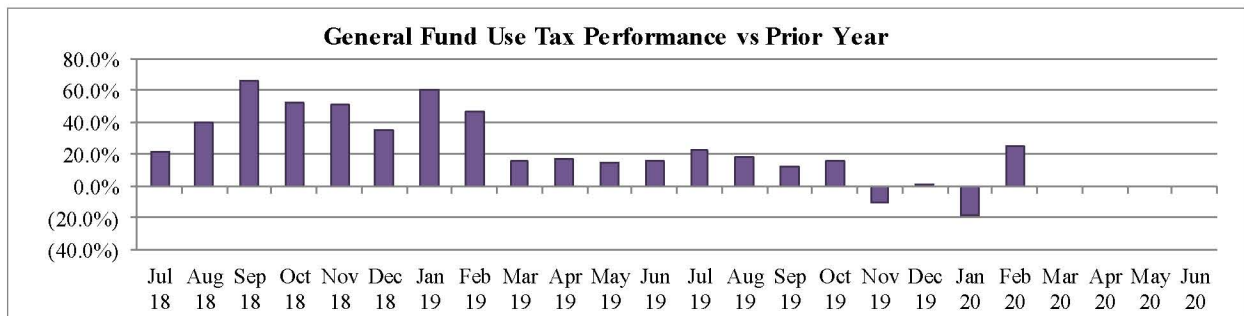
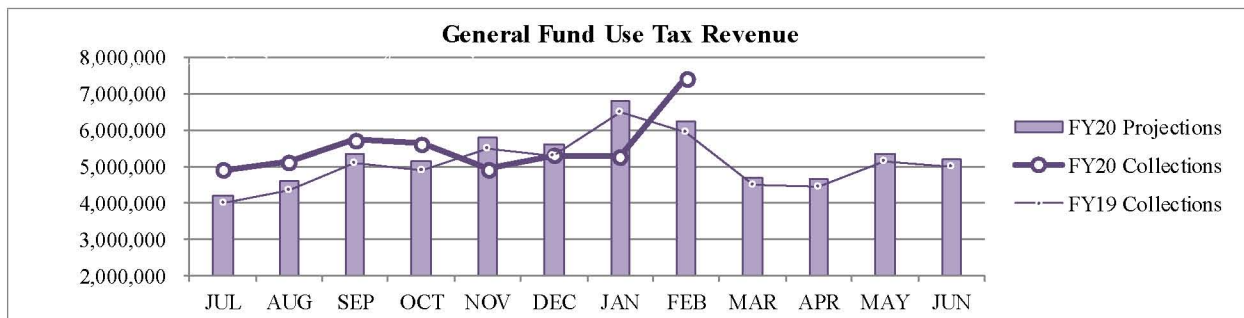


## Sales Tax Comparison to Other Cities



## General Fund Use Tax

USE TAX PERFORMANCE (vs Projection)				USE TAX PERFORMANCE (vs Prior Year)			
Feb 20	Projection	\$ Diff	% Change	Feb 20	Feb 19	\$ Diff	% Change
7,415,816	6,238,875	1,176,941	18.9%	7,415,816	5,941,786	1,474,029	24.8%
YTD FY20	YTD Proj	\$ Diff	% Change	YTD FY20	YTD FY19	\$ Diff	% Change
44,294,027	43,649,695	644,332	1.5%	44,294,027	41,432,906	2,861,121	6.9%



Staff is available should you have questions or require additional information.

*C. Freeman*

Craig Freeman  
City Manager