



# City Manager Report

## The City of OKLAHOMA CITY

**NO:** 1447

**DATE:** DECEMBER 17, 2019

**TO:** THE MAYOR AND MEMBERS OF THE CITY COUNCIL

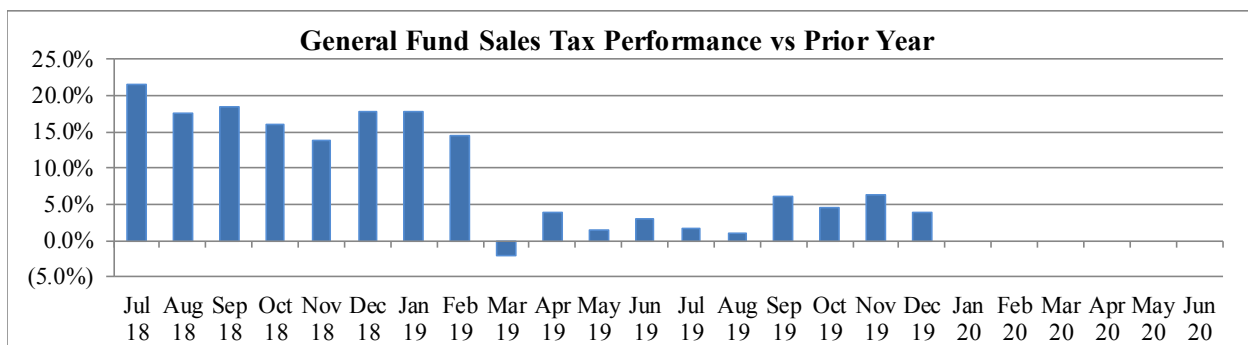
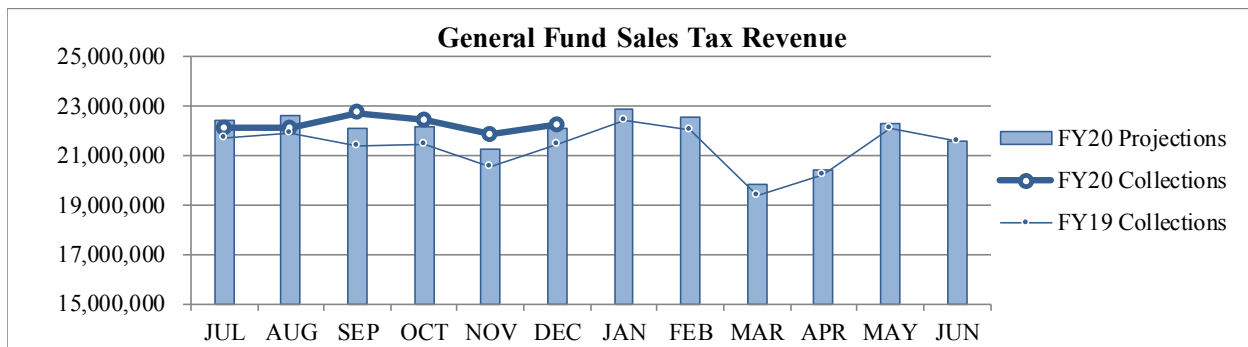
**SUBJECT:** DECEMBER 2019 SALES AND USE TAX COLLECTIONS

The majority of the December remittance includes actual collections for the second half of October and estimated collections for the first half of November. Combined sales and use taxes for the General Fund are \$1,864,453 or 1.1% above projections for the year. The quarter cent increase to the General Fund on January 1, 2018 began impacting collections in March 2018 and continued to affect year-to-year comparisons through February 2019.

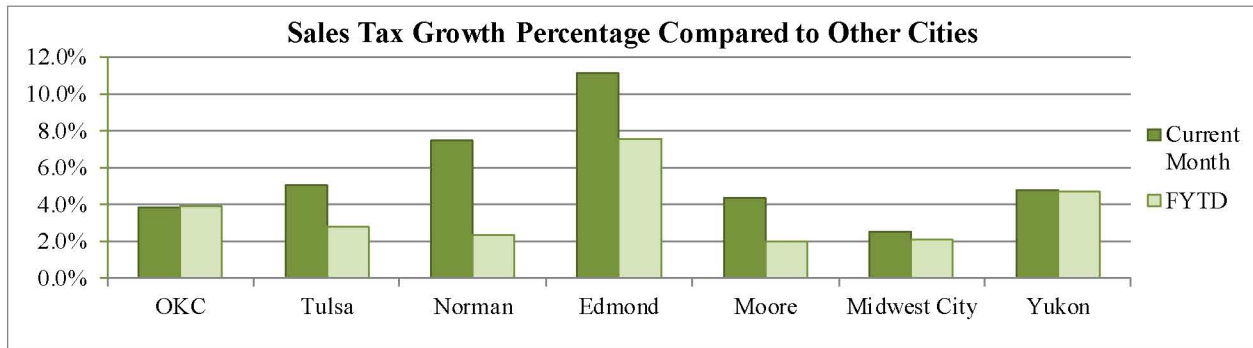
### General Fund Sales Tax

SALES TAX PERFORMANCE (vs Projection)			
Dec 19	Projection	\$ Diff	% Change
22,251,755	22,119,129	132,626	0.6%
YTD FY20	YTD Proj	\$ Diff	% Change
133,529,658	132,634,271	895,387	0.7%

SALES TAX PERFORMANCE (vs Prior Year)			
Dec 19	Dec 18	\$ Diff	% Change
22,251,755	21,433,265	818,491	3.8%
YTD FY20	YTD FY19	\$ Diff	% Change
133,529,658	128,521,580	5,008,078	3.9%



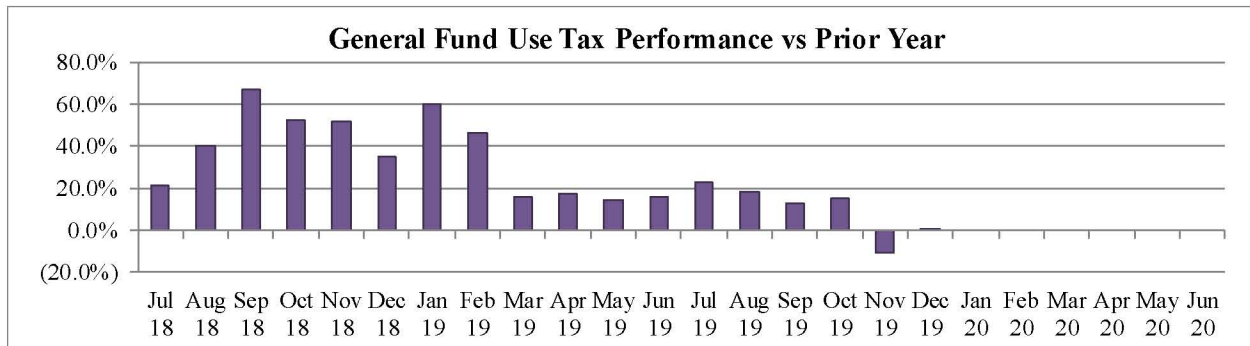
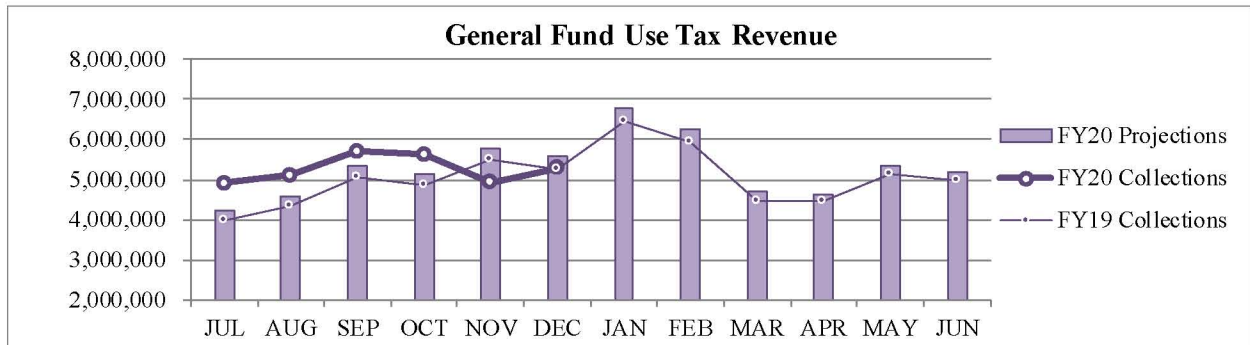
## Sales Tax Comparison to Other Cities



## General Fund Use Tax

USE TAX PERFORMANCE (vs Projection)			
Dec 19	Projection	\$ Diff	% Change
5,294,713	5,560,715	(266,002)	(4.8%)
YTD FY20	YTD Proj	\$ Diff	% Change
31,594,242	30,625,175	969,067	3.2%

USE TAX PERFORMANCE (vs Prior Year)			
Dec 19	Dec 18	\$ Diff	% Change
5,294,713	5,270,820	23,893	0.5%
YTD FY20	YTD FY19	\$ Diff	% Change
31,594,242	29,028,601	2,565,641	8.8%



Staff is available should you have questions or require additional information.

Craig Freeman  
City Manager