



City Manager Report

The City of OKLAHOMA CITY

NO: 1325

DATE: MARCH 26, 2019

TO: THE MAYOR AND MEMBERS OF THE CITY COUNCIL

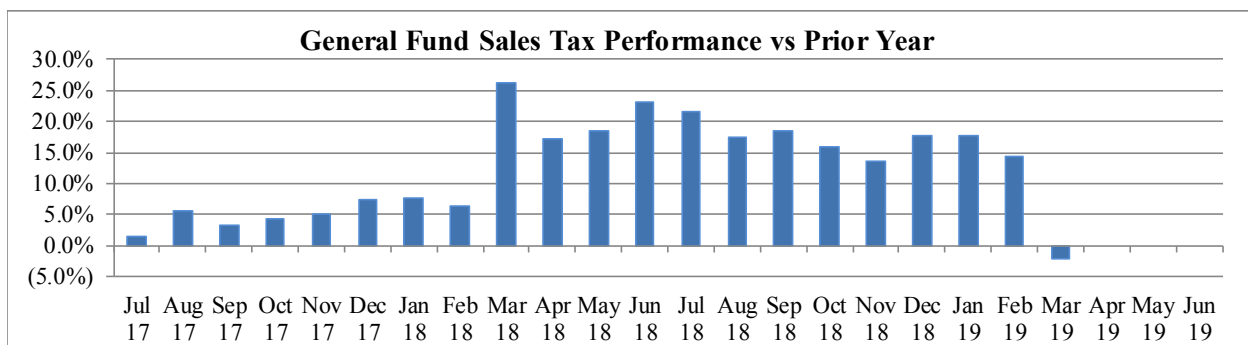
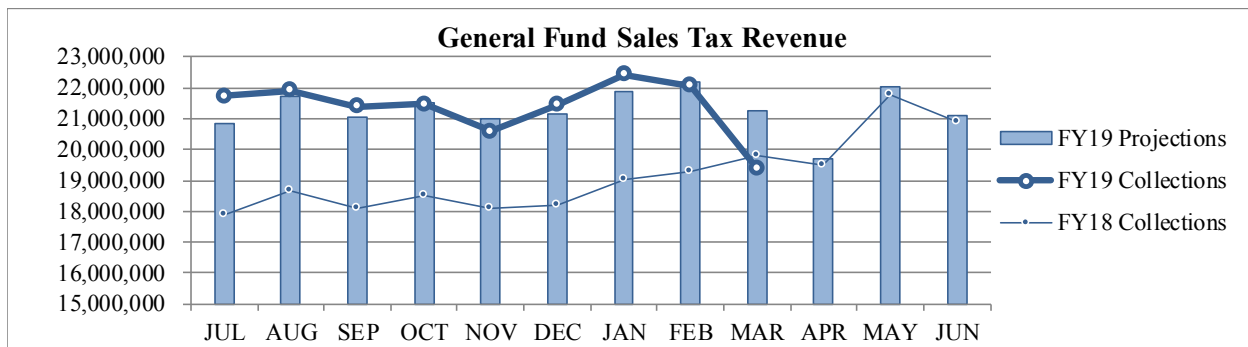
SUBJECT: MARCH 2019 SALES AND USE TAX COLLECTIONS

The majority of the March remittance includes actual collections for the second half of January and estimated collections for the first half of February. Combined sales and use taxes for the General Fund are \$9,322,393 or 4.1% above projections for the year. The quarter cent increase to the General Fund on January 1, 2018 began impacting collections in March 2018 and continued to affect year-to-year comparisons through February 2019.

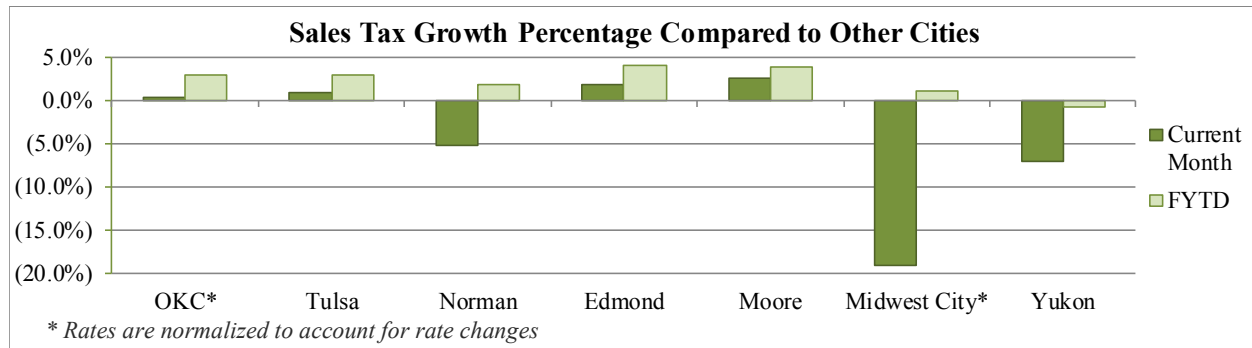
General Fund Sales Tax

SALES TAX PERFORMANCE (vs Projection)			
Mar 19	Projection	\$ Diff	% Change
19,394,083	21,276,393	(1,882,310)	(8.8%)
YTD FY19	YTD Proj	\$ Diff	% Change
192,395,907	192,574,684	(178,777)	(0.1%)

SALES TAX PERFORMANCE (vs Prior Year)			
Mar 19	Mar 18	\$ Diff	% Change
19,394,083	20,176,760	(782,677)	(3.9%)
YTD FY19	YTD FY18	\$ Diff	% Change
192,395,907	167,942,771	24,453,136	14.6%

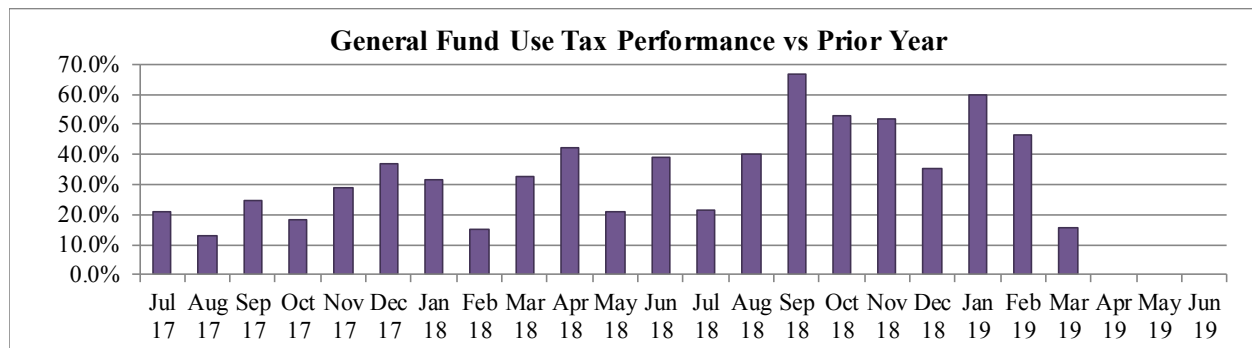
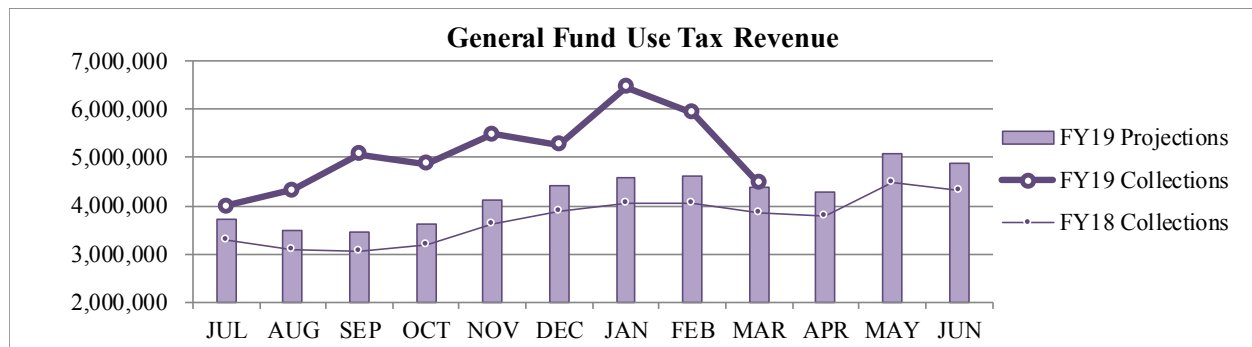


Sales Tax Comparison to Other Cities



General Fund Use Tax

USE TAX PERFORMANCE (vs Projection)				USE TAX PERFORMANCE (vs Prior Year)			
Mar 19	Projection	\$ Diff	% Change	Mar 19	Mar 18	\$ Diff	% Change
4,474,163	4,398,927	75,236	1.7%	4,474,163	3,880,380	593,783	15.3%
YTD FY19	YTD Proj	\$ Diff	% Change	YTD FY19	YTD FY18	\$ Diff	% Change
45,907,069	36,405,899	9,501,170	26.1%	45,907,069	32,114,361	13,792,708	42.9%



The variance between use tax projections and collections has been impacted in recent months by Oklahoma legislation effective July 1, 2018 requiring marketplace facilitators to collect taxes from 3rd party sellers using their online platforms.

Staff is available should you have questions or require additional information.

A handwritten signature in black ink, appearing to read "C. Freeman", with a stylized, flowing script.

Craig Freeman
City Manager